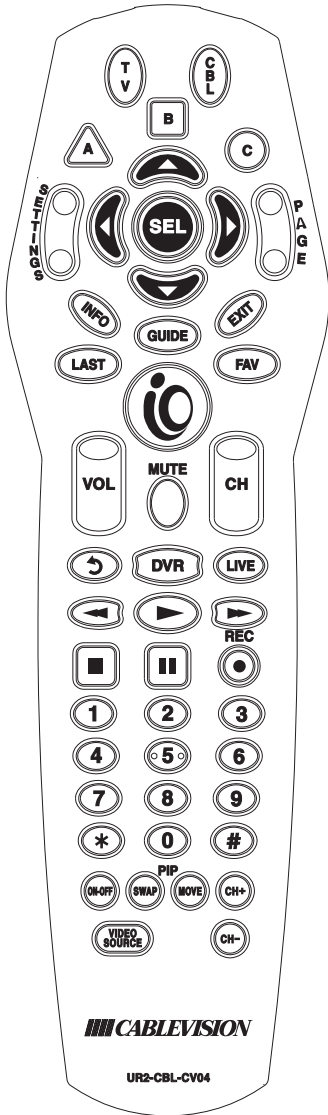


# Operating Instructions For CABLEVISION Remote Control

UR2-CBL-CV04



Universal Remote Control, Inc.

www.universalremote.com  
OCE-0030A Rev 22(08/17/11)

## 1 Introduction

The remote control is designed to operate the Scientific-Atlanta® Explorer 8000, Pioneer Voyager DVR and the Pace Micro DVR Series set top boxes and the majority of TV's on the market.

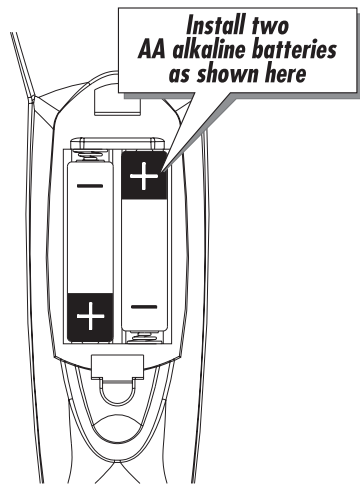
## 2 Replacing Batteries

Before you program or operate the remote control, you must install two AA alkaline batteries.

**STEP1** Remove the battery compartment cover on the back of your remote control.

**STEP2** Check battery polarity carefully, and install the batteries as shown in the illustration below.

**STEP3** Replace the battery compartment cover.



## 4 Operations

### Default State :

Device Default: Scientific-Atlanta® Explorer 8000

Volume Default : TV volume and mute through the TV, with the option of controlling volume and mute through the Cable. Refer to Section D for programming the volume and mute through your Cable.

## 3 Button Functions

### DEVICE KEYS

Allow you to turn on and off your TV and CABLE box. They are also used to setup the remote control.

### FOUR-WAY CURSOR KEYS

Allow you to navigate through the on-screen menus.

### SETTINGS

Displays current cable box settings.

### INFO

Displays channel and program information.

### LAST

Recalls the last channel that was viewed.

### MUTE

Turns volume off.

### VOLUME

Turns the volume up and down.

### DVR

Displays a list of programs that you have recorded, allowing you to select one for viewing.

### ↶

Replays the previous few seconds of a program.

### NUMBER KEYS

Allow direct access to specific channels and menu options.

### \*

Reserved for future use.

### PIP ON/OFF

Opens or closes the PIP window.

### VIDEO SOURCE

Selects the video source.

The Scientific-Atlanta® Explorer Converter has an on-screen program guide that can be sorted several different ways:

**A** : sorts the guide by time

**B** : sorts the guide by theme

**C** : sorts the guide by title

Consult your converter manual for more information on the on-screen guide.

### PAGE

Moves the menu forward and backward one page.

### EXIT

Exits out of on-screen menus.

### GUIDE

Displays the program guide listings.

### FAV

Steps through favorite channels.

### iO

Displays the applications menu.

### CH

Changes the channel up and down.

### LIVE

Displays live television programming.

### VOD KEYS

Perform the video-on-Demand functions.

### #

Reserved for future use.

### PIP MOVE

Moves the PIP window to another location on the screen.

### PIP CH▲/▼

Selects the next higher or lower channel in the PIP window.

### PIP SWAP

Swaps the contents of the PIP window and the main viewing screen so that the PIP window displays on the main screen.

## 5 Programming the Remote Control.

### A. Three-Digit Code Programming Method.

The remote control can be programmed by pressing in a three digit code number that corresponds to particular manufacturers and brands of TV.

The three-digit code numbers are listed in the code table of the instruction manual.

**STEP1** Turn on the TV you wish to program.

**STEP2** Press the [TV] button and the [SEL] button simultaneously for 3 seconds. The iO button will turn on indicating the unit is ready to be programmed.

*\*Tip* : The iO button will light on for 20 seconds. The next step must be entered while the iO button is on.

**STEP3** Point the remote control toward the TV and enter the three-digit code number assigned to your brand from the code tables.

*\*Tip* : The TV will turn off when the correct three-digit code number has been entered. You can verify you have selected the correct code by pressing the [MUTE] button, the TV should turn on or turn off.

*\*Note* : If there is more than one three-digit number listed for your brand, try one code number at a time until your TV turns off.

**STEP4** Store the three-digit code number by pressing the [TV] button once again. The iO button will blink twice to confirm that the code has been stored.

*\*Note* : Try all the functions on the remote control. If any of the functions do not work as they should, repeat from Step 2 using the next three-digit code number from the same brand list.

### B. Auto Search Method.

If the three-digit code numbers assigned to your brand do not turn off your TV or the code tables do not list your brand, you can use the **Auto Search Method to find the correct three-digit code number for your TV by the following steps:**

**STEP1** Turn on the TV you wish to operate.

**STEP2** Press the [TV] button and the [SEL] button simultaneously for 3 seconds. The iO button will turn on.

*\*Tip* : The iO button will light on for 20 seconds. The next step must be entered while the iO button is on.

**STEP3** Press the [CH▲] or [CH▼] button one step at a time or keep it pressed. The remote will emit a series of Power ON/OFF commands. Release the [CH▲] or [CH▼] button as soon as the TV turns off.

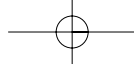
*\*Tip* : You can verify that you selected the correct code by pressing the [MUTE] button. The TV should either turn on or turn off.

**STEP4** Press the [TV] button to store the code. The iO button will blink twice to confirm that the code has been stored.

### C. To Find the Three Digit Code Number That was Stored in the TV.

**STEP1** Press the [TV] button and the [SEL] button simultaneously for 3 seconds.

www.universalremote.com



**\*Tip:** The iO button will light on for 20 seconds. The next step must be entered while the iO button is on.

**STEP2** Press the [INFO] button.

The iO button will blink number of times indicating the number of each digit of the code number. Each digit is separated by a 1 second interval of the iO button being turned off.

**Example:** One blink, three blinks and eight blinks with an interval of 1 second of iO button being turned off, indicates the code number 138.

**Note:** Ten blinks is equal to the number 0.

### D. Program the Volume Controls.

By following the steps below, the user can program the volume controls (Volume UP, Volume Down and MUTE). The default volume control settings on the remote control is TV volume control. If you wish you can control the volume via your CABLE box, use the following steps.

**STEP1** Press the [CBL] button and the [SEL] button simultaneously for 3 seconds. The iO button will turn on.

**\*Tip:** The iO button will light on for 20 seconds. The next step must be entered while the iO button is on.

**STEP2** Press the [VOL ▲] button.

**STEP3** Press the [CBL] button. The iO button will blink twice to confirm the programming.

**To return to original state:**

If you wish you can control the volume via your TV, repeat the above steps by pressing [TV] in STEP3.

### E. Low Battery Warning.

When the battery is low (2.0V-2.3V) and needs to be replaced with fresh batteries, the iO button will blink whenever a [DEVICE] button is pressed to turn on equipment.

### F. Memory Lock System.

This remote control is designed to retain programmed memory for 10 years even after batteries are removed from the remote control.

### G. Write your TV Set-up codes:

Set-up Code Number :

For additional information about your remote control, go to [www.universalremote.com](http://www.universalremote.com)

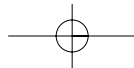
## 6 TV Code Tables

| MAKER(BRAND) NAME  | CODE NUMBER (3 DIGIT) LIST                      |
|--------------------|---|
| ADMIRAL            | 072 081 160 161 096                             |
| ADVENT             | 147 224   |
| AIWA               | 238 141 145                                     |
| AKAI               | 031 070 146 004 148 124 226 104 108 615         |
| AKIO               | 103   |
| ALARON             | 028   |
| ALBATRON           | 253   |
| AMARK              | 112 127   |
| AMERICA ACTION     | 043   |
| AMERICAN HIGH      | 236   |
| AMPRO              | 073 167 245                                     |
| ANAM               | 043 054 056 080 112 236                         |
| AOC                | 058 070 004 112 616                             |
| APEX               | 572   |
| APEX DIGITAL       | 015 150 036 037                                 |
| AQUAVISION         | 164   |
| ASTAR              | 164   |
| AUDIOVOX           | 076 103 043 035 224 228 078                     |
| AVION              | 223   |
| AXION              | 043   |
| BAYSONIC           | 043   |
| BELL&HOWELL        | 072   |
| BENQ               | 600   |
| BRADFORD           | 043   |
| BROKSONIC          | 231 252 096 170                                 |
| BYDESIGN           | 254   |
| CAIRN              | 162   |
| CANDLE             | 070 002 003 004                                 |
| CANON              | 236   |
| CAPEHART           | 058   |
| CARVER             | 164   |
| CELEBRITY          | 001   |
| CETRONIC           | 043   |
| CINERAL            | 103 120   |
| CITIZEN            | 070 002 003 004 101 103 127                     |
| CLASSIC            | 043   |
| COBY               | 640 641   |
| CONCERTO           | 004   |
| CONTEC             | 043 051   |
| CORONADO           | 127   |
| CRAIG              | 043 054 028 239                                 |
| CROSLEY            | 164   |
| CROWN              | 043 127   |
| CURTIS MATHES      | 070 004 101 127 236 011 072 081 120 164         |
| CXC                | 043   |
| DAEWOO             | 076 103 112 004 127 016 043 044 125 120 235 249 |
| DAYTRON            | 004 127   |
| DELL               | 004 041 164 618                                 |
| DENON              | 011   |
| DIGITAL LIFESTYLE  | 163   |
| DIGITAL PROJECTION | 570   |
| DIGITAL RESEARCH   | 258   |
| DIGITRON           | 101   |
| DISNEY             | 096   |
| DREAMVISION        | 090   |
| DUMONT             | 004 073   |
| DURABRAND          | 168   |
| DWIN               | 131 132 161                                     |
| DYNASTY            | 043   |
| DYNATECH           | 062 238   |
| DYNEX              | 096   |
| ELECTROBAND        | 001   |
| ELECTROGRAPH       | 220   |
| ELECTROHOME        | 024 076 127                                     |
| ELEMENT            | 004 110 622                                     |

| MAKER(BRAND) NAME | CODE NUMBER (3 DIGIT) LIST   |
|-------------------|--|
| EMERSON           | 005 028 043 048 076 096 155 004 051 127 151 153 154<br>231 236 238 247 252 168 121 514                     |
| ENVISION          | 070  |
| EPSON             | 087 590  |
| ESA               | 031 168  |
| FISHER            | 007 057  |
| FUJITSU           | 164 197 028 157 149 066 217  |
| FUNAI             | 028 043 238 052 168  |
| FUSION            | 642  |
| FUTURETECH        | 043  |
| GATEWAY           | 165 031  |
| GE                | 070 073 130 144 160 161 004 008 009 034 056 074 091 155<br>232 233 236 239 245 081 120                     |
| GEM               | 031  |
| GIBRALTER         | 004 073  |
| GO VIDEO          | 239  |
| GOLDSTAR          | 004 106 112 127 247 250  |
| GPX               | 256  |
| GRUNPY            | 028 043  |
| H&B               | 046  |
| HAIER             | 004 116 623  |
| HALL MARK         | 004  |
| HANNSPREE         | 099  |
| HARLEY DAVIDSON   | 028  |
| HARSPER           | 220  |
| HARMAN KARDON     | 164  |
| HARVARD           | 043  |
| HISENSE           | 198 021 619 630  |
| HITACHI           | 004 007 009 011 072 010 012 023 075 127 158 236 238 587<br>613 614   |
| HP                | 027 039 098  |
| HQ                | 238 046  |
| HUMAX             | 122  |
| HYPERION          | 609  |
| HYUNDAI           | 049 067  |
| ILO               | 055 096  |
| INFINITY          | 164  |
| INFOCUS           | 215 225 046 532 595  |
| INKEL             | 129  |
| INSIGNIA          | 068 069 078 096 100 164 168 229 026 454 604 617  |
| INSTANTREPLAY     | 236  |
| INTEQ             | 073  |
| JBL               | 164  |
| JCB               | 001  |
| JCL               | 236  |
| JCPENNEY          | 004 008 024 030 065 070 101 127 160 156 234 236 239 247  |
| JENSEN            | 013  |
| JVC               | 038 001 034 083 195 236 242 159 227 581 639 643  |
| KENWOOD           | 070 001 238  |
| KLEGG             | 220  |
| KLOSS             | 002 059  |
| KONKA             | 026  |
| KREISEN           | 202  |
| KTV               | 070 043 127 154  |
| LG                | 004 106 112 127 247 250 569 598 698 637 638 644 645  |
| LLOYD             | 238  |
| LODGENET          | 072  |
| LOEWE             | 196 164  |
| LOGIK             | 072  |
| LUXMAN            | 004  |
| LXI               | 007 015 052 081 160 164 238  |
| MAGIN             | 239  |
| MAGNAVOX          | 070 003 004 022 059 060 061 063 064 127 164 094 160 056<br>236 238 243 205 028 138 168 035 211 077 050 218 |
| MAJESTIC          | 072  |
| MARANTZ           | 164 070 236 243 182 584  |
| MARTA             | 247  |
| MATSUI            | 164  |
| MATSUSHITA        | 080  |

| MAKER(BRAND) NAME | CODE NUMBER (3 DIGIT) LIST   |
|-------------------|--|
| MAXENT            | 165  |
| MEGAPOWER         | 253  |
| MEGATRON          | 004  |
| MEI               | 236  |
| MEMOREX           | 004 007 072 234 236 238 245 247 028 096  |
| METZ              | 088  |
| MGA               | 024 070 004 042 239  |
| MIDLAND           | 073  |
| MINERVA           | 088  |
| MINTEK            | 077  |
| MINUTZ            | 008  |
| MITSUBISHI        | 109 024 042 004 040 146 028 232 255 081 200 450 550                            |
| MONIVISION        | 253  |
| MOTOROLA          | 081  |
| MTC               | 070 004 062 101 238 239  |
| MULTITECH         | 238 043  |
| NAD               | 015 025  |
| NEC               | 070 130 134 040 056 007 019 024 004 182 140 575                                |
| NEXIUS            | 620 626  |
| NIKEI             | 043  |
| NIKKO             | 103  |
| NIKO              | 175  |
| NORCENT           | 211  |
| NORWOOD MICRO     | 079  |
| NTC               | 103  |
| NUVISION          | 084 567 667  |
| OLEVIA            | 219 004 161 144 160  |
| ONKING            | 043  |
| ONWA              | 043  |
| OPTIMUS           | 080  |
| OPTOMA            | 029 032  |
| OPTONICA          | 019 081  |
| ORION             | 096 201 203 204 205 231 252 028  |
| PANASONIC         | 034 056 080 164 234 236 244 190 230 248 524 624 607                            |
| PENTAX            | 236  |
| PHILCO            | 070 003 004 024 056 059 060 063 064 127 164 236 238 243                        |
| PHILIPS           | 164 005 038 093 127 070 003 004 059 236 238 243 247 199<br>218 144 161 594     |
| PILOT             | 247  |
| PIONEER           | 023 025 135 176 004 018 070 183 191 208 214 182                                |
| POLAROID          | 015 024 031 046 086 092 097 224 228 006 110 026 118 119                        |
| PORTLAND          | 004 127 103  |
| PRISM             | 034  |
| PRIMA             | 147 164  |
| PROSCAN           | 144 160 161 167  |
| PROTON            | 004 058 127 171 173 193 163  |
| PROTRON           | 102 213 004 115  |
| PROVIEW           | 110  |
| PROX              | 572  |
| PYLE              | 257  |
| QUASAR            | 034 056 234 236 244 606  |
| RADIO SHACK       | 004 019 127 043 250  |
| RCA               | 160 161 144 156 065 070 004 023 024 056 074 152 232 233<br>236 238 239 081 588 |
| REALISTIC         | 007 019 236 238 239 247  |
| REVOLUTION HD     | 220  |
| RICO              | 241  |
| RUNCO             | 072 073 130 179 180 181 182 216 194  |
| SABIO             | 161  |
| SAMPO             | 070 004 058 165  |
| SAMSUNG           | 004 101 127 133 160 089 105 070 237 239 184 185 192 461<br>578                 |
| SANSEI            | 120  |
| SANSUI            | 238 252 096 615  |
| SANYO             | 007 053 057 082 020 239  |
| SCEPTRE           | 036  |
| SCOTCH            | 004  |
| SCOTT             | 004 005 028 043 048 127 113  |

| MAKER(BRAND) NAME | CODE NUMBER (3 DIGIT) LIST   |
|-------------------|--|
| SEARS             | 004 007 015 028 030 057 082 094 127 160 238 247 052<br>164                 |
| SELECO            | 189  |
| SEMIVOX           | 043  |
| SEMP              | 015  |
| SHARP             | 081 014 019 028 004 022 127 236 251 496                                    |
| SHERWOOD          | 129 128  |
| SIGNATURE         | 072 238  |
| SKYWORTH          | 164  |
| SOLE              | 177 178  |
| SONY              | 001 085 126 139 236 240 241 602 608 632                                    |
| SOUNDESIGN        | 003 004 028 043 238  |
| SOVA              | 004 169 174  |
| SOYO              | 163  |
| SPECTRICON        | 112  |
| SPECTRONIQ        | 004  |
| SQUAREVIEW        | 052  |
| SSS               | 004 043  |
| STARLITE          | 043  |
| SUNBRITE          | 633 634 635  |
| SUNBRITE TV       | 605  |
| SUPERSCAN         | 168  |
| SUPRE MACY        | 002  |
| SUPREME           | 001  |
| SV2000            | 168  |
| SVA               | 046  |
| STYLVANIA         | 070 003 052 059 060 063 064 127 160 164 044 056 236<br>238 243 168 121 593 |
| SYMPHONIC         | 052 238 168  |
| SYNTAX OLEVIA     | 219 004 161 144 160  |
| TANDY             | 081 238  |
| TATUNG            | 056 062  |
| TEAC              | 238  |
| TECHNICS          | 034 080 236 244  |
| TECHNOL ACE       | 028  |
| TECHVIEW          | 246  |
| TECHWOOD          | 004  |
| TEKNIKA           | 002 003 004 024 028 043 072 101 127 103 236 238 247<br>164                 |
| TELEFUNKEN        | 615  |
| TELERENT          | 072  |
| TERA              | 172  |
| THOMPSON          | 166  |
| TNCl              | 073  |
| TAK               | 004  |
| TOSHIBA           | 015 030 007 040 062 101 142 137 045  |
| TOTEVISION        | 127 239 247  |
| TRUTECH           | 212  |
| UNITECH           | 239  |
| UNIVERSAL         | 008 009  |
| VENTURER          | 004  |
| VIDEO CONCEPTS    | 146 238  |
| VIDEOSONIC        | 239  |
| VIDIKRON          | 188 164 182  |
| VIDTECH           | 004  |
| VIEWSONIC         | 210  |
| VIORE             | 055 592  |
| VISCO             | 209 110  |
| VITO              | 004  |
| VIZIO             | 004 031 603 724 625  |
| WARDS             | 004 064 164 008 009 019 028 060 061 063 072 074 127<br>070 236 238 239     |
| WESTINGHOUSE      | 076 036 221 222 001  |
| WINBOOK           | 079  |
| YAMAHA            | 004 070 238 206 207  |
| YORK              | 004  |
| YUPTERU           | 043  |
| ZENITH            | 011 072 073 095 103 238 241 245 247 096                                    |
| ZONDA             | 112  |



## Free Manuals Download Website

<http://myh66.com>

<http://usermanuals.us>

<http://www.somanuals.com>

<http://www.4manuals.cc>

<http://www.manual-lib.com>

<http://www.404manual.com>

<http://www.luxmanual.com>

<http://aubethermostatmanual.com>

Golf course search by state

<http://golfingnear.com>

Email search by domain

<http://emailbydomain.com>

Auto manuals search

<http://auto.somanuals.com>

TV manuals search

<http://tv.somanuals.com>