

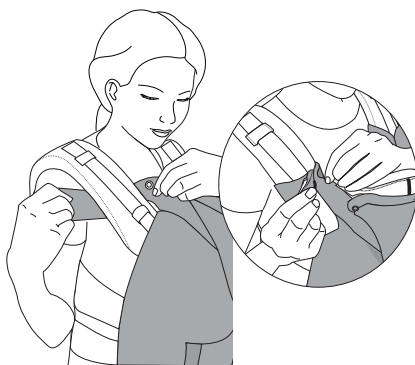
Hoodie™ Instructions:

▲ WARNINGS: Read all instructions and warnings before using this product. Keep drawstring away from child's reach at all times due to possible risk of entanglement or strangulation. This product is only intended for use as a cover over a properly worn and approved infant carrier, not as sleepwear or a blanket. Always make sure there is enough room around your child's face to provide a clear source of air. Frequently check under hood and make sure child is not overheated. Never leave child unattended with product.

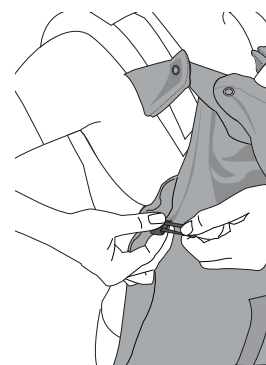
For use with ergonomic carriers:



1. Bring Hoodie™ body up over child and carrier, making sure baby's legs are tucked inside interior pocket.

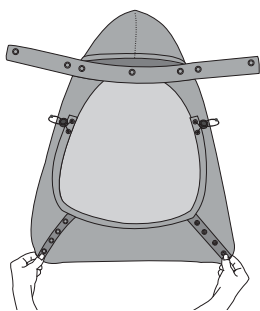


2. Weave Hoodie™ strap under and over the carrier shoulder strap, from inside to out; secure with snaps. Repeat on other side.

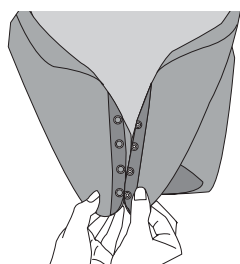


3. Pull drawstrings to tighten.

For use with soft structured carriers:

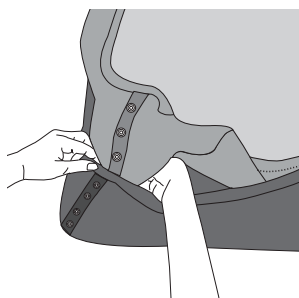


1. Secure the 4 snaps at the base of the interior pocket creating a pod shape.

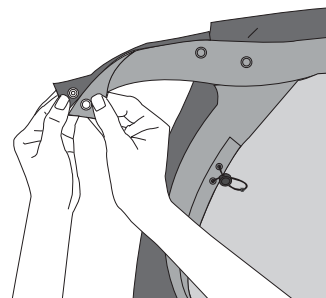


2. To secure to carrier, follow steps **1-3 for use with ergonomic carriers.**

Using All-Season and Rain Hoodies™ together:



1. With both interior pockets facing up, tuck the All-Season Hoodie™ interior pocket inside the Rain Hoodie™ interior pocket.



2. Secure by snapping the top straps together.
3. To secure to carrier, follow the "for use with" **steps for ergonomic or soft structured carriers.**

Free Manuals Download Website

<http://myh66.com>

<http://usermanuals.us>

<http://www.somanuals.com>

<http://www.4manuals.cc>

<http://www.manual-lib.com>

<http://www.404manual.com>

<http://www.luxmanual.com>

<http://aubethermostatmanual.com>

Golf course search by state

<http://golfingnear.com>

Email search by domain

<http://emailbydomain.com>

Auto manuals search

<http://auto.somanuals.com>

TV manuals search

<http://tv.somanuals.com>