

# Marshall Electronics

1910 East Maple Ave.  
El Segundo, CA 90245  
Tel.: 800-800-6608 • 310-333-0606  
Fax: 310-333-0688  
[www.LCDRacks.com](http://www.LCDRacks.com)  
Email: [sales@lcdracks.com](mailto:sales@lcdracks.com)



## V-R171P-HDA Users Guide

Product Overview	1
Features	2
Specifications	3
Operational Setup	4
Connectors	5
Front Panel Indicators and Controls	6
Menu Functions	7
Standard Accessories	8
Optional Accessories	9

## Warranty

Marshall Electronics warrants to the first consumer, that this V-R171P-HDA 17 inch LCD rack mounted monitor will, under normal use, be free from defects in workmanship and materials, when received in its original container, for a period of one year from the purchase date.

This warranty is extended to the purchasing end user only and proof of purchase is necessary to honor the warranty. If there is no proof of purchase provided with a warranty claim, Marshall Electronics reserves the right not to honor the warranty set forth above. Therefore, labor and parts may be charged to you.

This warranty does not apply to product exterior and cosmetics. Misuse, abnormal service or handling, improper alterations or modifications in design or construction, voids this warranty. No sales personnel of the seller, nor any other person is authorized to make any warranties other than those described above, or to extend the duration of any warranties on behalf of Marshall Electronics, beyond the time period described above.

An extra note about LCD displays: It is considered normal for a minimal amount of pixels, not to exceed three, to fail on the periphery of the display active viewing area. Marshall Electronics has the option to reserve service for display pixel failure if deemed unobtrusive to effective use of the monitor by our technicians.

Due to constant effort to improve products and product features, specifications may change without notice.

## 1 Product Overview

The **V-R171P-HDA** is a rack-mounted monitor with a 17", 5 : 4 aspect ratio active matrix LCD/TFT module. Mounting can also be achieved via a VESA 75 reinforced mount point on the rear of the unit. The display will produce a high-resolution 1280H x 1024W SXGA image from a computer or display scaled video images. Component video, Composite video or Y/C (S-video) images are displayed via a scaling chip with a separate DVI-D input for video or computer. The unit is designed to fit into an EIA standard 19" rack and occupies 8RU of space. For ease of operation the V-R171P-HDA includes front mounted selector buttons for menu operations with On Screen Menu Display (OSD) and "ON AIR" tally.

A U.L. Class 2 power supply is included and the unit is factory ready for rack mount installation.

## 2 Features

- **SXGA Resolution 1280 × 1024 pixels, 1.3 million total RGB pixels produce 16.7 million colors**
- **Bright 300 candle luminance**
- **Compact design fits in EIA standard rack 8U high**
- **VESA 75 mount for wall, ceiling or desk top**
- **Automatic Gamma Correction**
- **16:9 or 4:3 aspects**
- **4 Preset color temperatures**
- **Self-powered tally system**
- **NTSC/PAL operation**
- **170° CRT style viewing angles**
- **12 VDC 4-pin XLR power connector with external power supply**
- **V-Mount battery adapter**

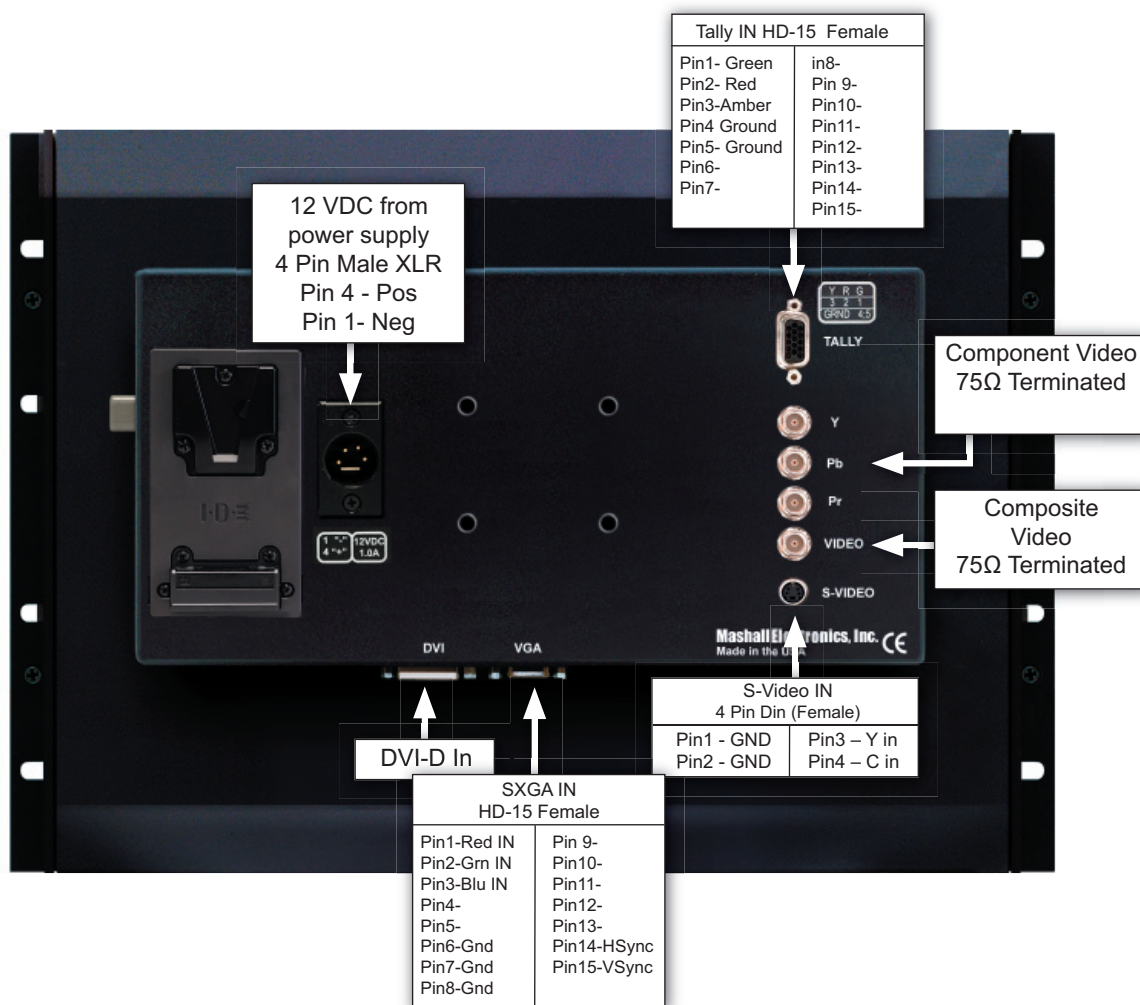
## 3 Specifications

<b>Display (Viewing Area)</b>	17" (13.30" × 10.64") (337.92mm x 270.34mm)
<b>Screen Format</b>	4 x 5
<b>Resolution (Dots)</b>	1280H x 1024V
<b>Dot Pitch</b>	0.264 square pixel
<b>Screen Treatment</b>	Anti-Glare and Anti-scratch Hard Coat
<b>Brightness (in cd/m<sup>2</sup>)</b>	300 cd/m <sup>2</sup>
<b>Pixel Response</b>	13ms Maximum - Black to White to Black (3ms rise, 10 ms decay)
<b>Viewing Angle</b>	75° to 85° From Center
<b>Backlight</b>	CCFL 50,000 hour
<b>Contrast Ratio</b>	500:1
<b>System</b>	NTSC / PAL
<b>Inputs</b>	1 S-Video (4 Pin Mini Din), 1 Composite (BNC), 1 SXGA (15P HD-15), Component Video (3 BNC), DVI-D (Digital only), Power (4 Pin Male XLR), Tally (15 Pin HD-15)
<b>Rack Mount Dimensions</b>	19.12"W × 13.8"H × 3.0"D (48.5cm x 35cm x 7.62cm)
<b>Desk Top Dimensions</b>	17"W × 13.8"H × 3.0"D (43.2cm x 35cm x 7.62cm)
<b>Approx. Weight</b>	12.5 lbs (5.7kg)
<b>Power Consumption</b>	12 VDC from included power supply (70Watt Max)
<b>Operating Temperature</b>	0°C to 50°C (Storage -20°C to +60°C)

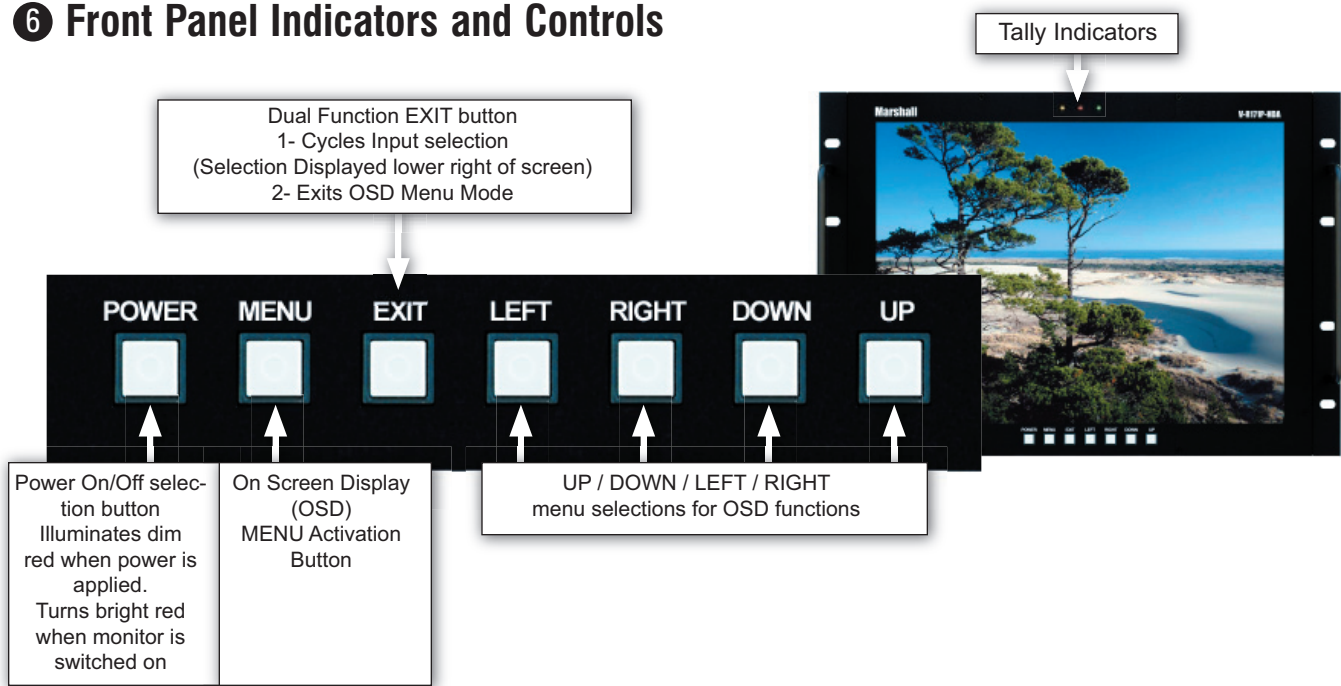
## 4 Operational Setup

1. Unpack the V-R171P-HDA and accompanying power supply. Physically inspect for any damage that may have occurred during shipping. Should there be any damage, immediately contact Marshall Electronics at 800-800-6608. If you are not located within the continental United States call +1 310-333-0606.
2. Install in your desired location.
3. Connect required cables for signal input and output.
4. Attach battery (Optional) or power connection from power supply to the back of the unit.
5. Plug the power supply into the A.C. source
6. Turn on the V-R171P-HDA by depressing the power switch located on the front of the unit.  
Refer to Page 4 picture for location of switch settings.
7. Perform input selections and screen adjustments as detailed in following sections of this document.

## 5 Connectors



## 6 Front Panel Indicators and Controls



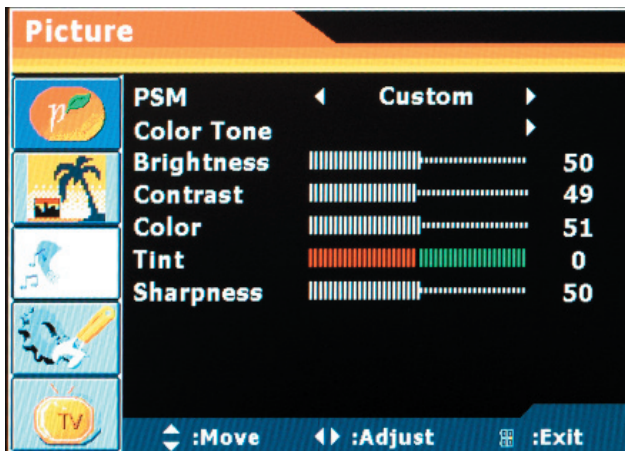
## 7 Menu Functions

**Note:** MENU select will toggle through 5 menus, FUNCTION, PICTURE, AUDIO (NOT USED), TV-SETUP and WINDOW



### Function Menu

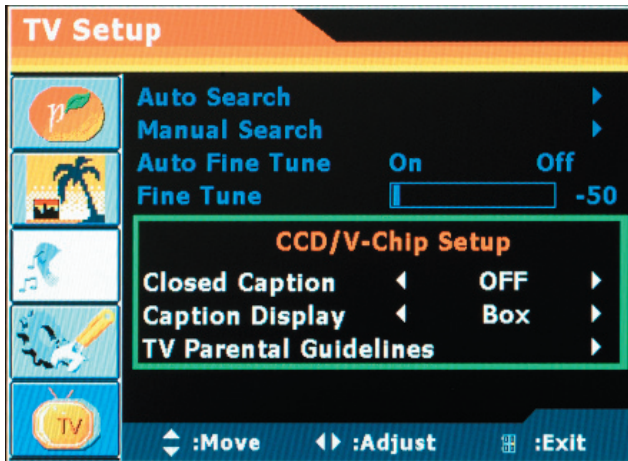
Use **UP/DOWN/LEFT/RIGHT** buttons to select function.  
**LANGUAGE**-English, French, Spanish  
**AUTO ADJUST**- Used for PC and DVI signals to auto fit image to screen.  
**OSD TIME-OUT** - Set time in seconds (0 to 60) for OSD to drop from screen after last button push  
**SLEEP TIMER**- Used to automatically turn monitor off after programmed delay



### Picture Menu

Use **UP/DOWN/LEFT/RIGHT** buttons to select function.  
**PSM** - (Picture Status Memory) Used only with video signals. Select one of four choices  
**STANDARD**- Default brightness, contrast and color.  
**DYNAMIC**- Brightness, contrast and color adjusted for changes in source video.  
**CINEMA**- Brightness, contrast and color adjusted for viewing in a darkened environment.  
**CUSTOM**- User defined picture adjustment.  
**COLOR TONE**- Select from four presets or create a user defined color temperature.  
 STANDARD- 6900° Kelvin  
 WARM 1- 6500° Kelvin  
 WARM 2- 6100° Kelvin  
 CUSTOM- User defined  
 COOL 2- 7500° Kelvin  
 COOL 1- 7200° Kelvin





## TV SETUP

Use **UP/DOWN/LEFT/RIGHT** buttons to select function. SEARCH AND TUNE FUNCTIONS ARE NOT USED ON THE V-R171P-HDA

Use CCD functions for VIT close caption display



## WINDOW

Use **UP/DOWN/LEFT/RIGHT** buttons to select function. **ASPECT RATIO** -

Select **Fill All** to place image on the entire screen.

All video images will appear distorted

Select **WIDE** for 16:9 Aspect

Select **ZOOM 1** for 5:4 Aspect

Select **ZOOM 2** for 4:3 from 16:9

**PIP FUNCTIONS** - Used with PC selected as source to add a window for video input. (PIP SOURCE)

### PC Formats supported from VGA and DVI connectors

Resolution	H Frequency (kHz)	V Frequency (Hz)	Pixel Frequency (MHz)
640x400	37.861	85.08	31.5
640x350	31.469	70.087	25.175
640x350	37.861	85.08	31.5
640x480	31.469	59.94	25.175
640x480	35.000	66.667	30.24
640x480	34.940	69.884	28.513
640x480	37.861	72.809	29.765
640x480	37.500	75.0	31.5
640x480	43.269	85.008	36.0
720x400	31.469	70.087	28.322
720x400	37.927	85.039	35.5
800x600	35.156	56.25	36.0
800x600	37.879	60.317	40.0
800x600	43.764	70.02	45.513
800x600	48.077	72.188	50.0
800x600	46.875	75.0	49.5
800x600	53.674	85.061	56.25
1024x768	48.780	60.001	64.11
1024x768	48.363	60.004	65.0
1024x768	56.476	70.069	75.0
1024x768	57.703	72.039	78.476
1024x768	60.030	75.029	78.75
1024x768	68.677	84.997	94.5
1280x720	47.760	60.0	74.481
1280x768	47.700	60.0	80.136
1280x768	60.150	75.0	102.977
1280x960	60.000	60.0	102.104
1280x960	59.640	60.0	102.104
1280x1024	63.337	59.978	108.18
1280x1024	63.981	60.02	108.0
1280x1024	64.754	60.06	108.992
1280x1024	63.600	60.0	108.883

### Video Formats Supported By Component and DVI Inputs

720x480 Interlaced	15.735	59.94	13.500
720x576 Interlace	15.735	50.0	13.595
720x480 Progressive	31.469	59.94	25.175
1280x720 Progressive	44.964	59.94	74.176
1920x1080 Interlaced	33.750	60.0	74.25












### Video Formats Supported by Composite and S-Video Inputs

720x480 Interlaced	15.735	59.94	13.500
720x576 Interlaced	15.735	50.0	13.595

## 8 Standard Accessories

- Accessories Supplied with the V-R171P-HDA:
- Users manual
  - “Brick” type 12VDC power supply with 4 Pin Female XLR connector
  - “V” Mount battery adapter
  - VESA 75 Mount

## 9 Optional Accessories

Desk Stand			Use for Desk Top
Wall Mount	V-LCD17-TV-WM		Attaches monitor to Wall
Ceiling Mount	V-LCD17-TV-CM		Attaches monitor to ceiling
Power Adapter Cable	V-PAC-D		Use with Anton Bauer D-type connection
Power Adapter Cable	V-PAC-XLR		Use with Anton Bauer D-type connection
Sequential 2 channel charger	IDX-VL-2Plus		Combination unit is a 2-channel sequential charger with a built-in 60W power supply. Charges 2 ENDURA E series batteries in fewer than 5 hours. One 10' XLR cable included.
Sequential 4 channel charger	IDX-VL-4		Economically charges 4 ENDURA E series batteries in under 6 hours using Full Power Charge (FPC) method
Simultaneous 4 channel charger	IDX-VL-4S		Charges 4 ENDURA E series batteries in 2.5 hours or less.
55 W Lithium Battery	IDX-E7S		V-Mount battery pack with 3 LED power Indicator
55 W Lithium Battery with Power Link	IDX-E7		V-Mount Battery Pack with PowerLink includes accurate Power Status Display and supports Digi-View
82 W Lithium Battery	IDX-E10S		V-Mount battery pack with 3 LED power Indicator.
82 W Lithium Battery with Power Link	IDX-E10		V-Mount Battery Pack with PowerLink includes accurate Power Status Display and supports Digi-View
Analog to Digital Converter	BC-0909-AD		Converts analog Composite, YC, or Component video to HDSDI/SDI
Digital to Analog Converter	BC-0909-DA		Converts SDI/HDSDI to analog Composite, YC, or Component video
Cleaning Wipes	V-HWP-K		Package of 10 non-toxic, antistatic, alcohol and ammonia free cleaning wipes.

## Free Manuals Download Website

<http://myh66.com>

<http://usermanuals.us>

<http://www.somanuals.com>

<http://www.4manuals.cc>

<http://www.manual-lib.com>

<http://www.404manual.com>

<http://www.luxmanual.com>

<http://aubethermostatmanual.com>

Golf course search by state

<http://golfingnear.com>

Email search by domain

<http://emailbydomain.com>

Auto manuals search

<http://auto.somanuals.com>

TV manuals search

<http://tv.somanuals.com>