

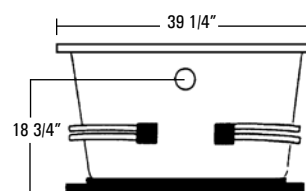
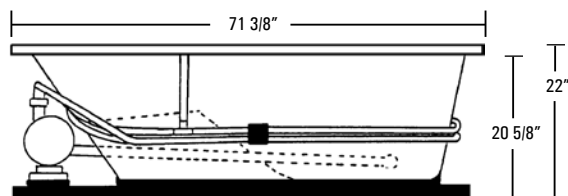
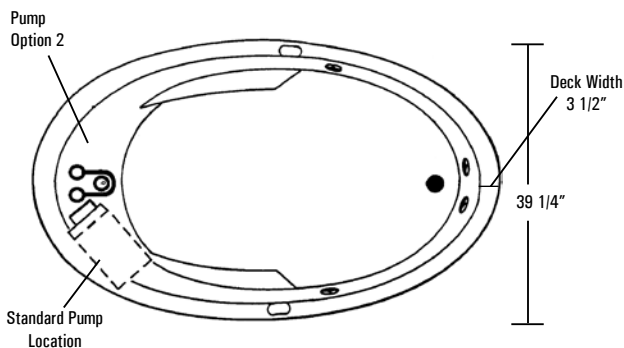
POINT REYES

AQUATIC

LUXURY SERIES MODEL # A17240R / A17240RTO (Tub Only)

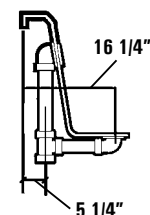
NEXT DAY SHIP MODEL / WHIRLPOOL ONLY

• Next Day Ship Model equipped with heater; upcharge applies.



Note: Tub Only units do not come standard with the Pre-leveled ABS Support Base.

Rough-In Plumbing Measurements



SPECIFICATIONS:

GENERAL SPECIFICATIONS:

Tub Size	71 3/8" x 39 1/4" x 22"
	181 cm x 100 cm x 56 cm
Bathing Well	44" long
	25" wide
	21 1/4" interior depth
Shipping Weight	194 lbs. / 88 kg
Tub Weight Filled	854 lbs. / 387 kg
Tub Only Weight	106 lbs. / 40 kg
Gallons to Overflow	86 gal. / 326 L
Gallons to Operate	67 gal. / 254 L

ELECTRICAL SPECIFICATIONS:

Pump Requirement	1.75 HP; 12 AMP; 110V
Optional Heater Requirement	15 AMP; 110V, separate circuit required protected w/ Class A GFCI
Optional Heater Requirement	1.5 kW; 12.5 AMP; 110V
Optional Heater Requirement	15 AMP; 110V, separate circuit required protected w/ Class A GFCI

STANDARD EQUIPMENT:

- 7 Hydrotherapy Jets including:**
- 4 Full Size Pressure-Flo Hydrotherapy Jets
 - 2 StressEaz Neck & Shoulder Therapy Jets
 - 1 Recessed Rotary Massage Jet
- Aquatic Quality Features:**
- 1.75 HP Run-Dry Pump with 20-Minute Timer
 - Bath-Side On/Off Electronic Button
 - "Quiet Pad" Anti-Vibration Pump Mount for Quiet Pump Operation
 - 2 Arm Rests
 - Slip Resistant Floor
 - Pre-leveled ABS Support Base (Whirlpool)
 - Heat-bent Rigid PVC Piping for Optimum Sanitary Conditions
 - Durable, Easy to Clean, Lucite® Cast Acrylic Surface
 - Available in 8 Standard No-Charge Colors
- UL & IAPMO Listed, Factory Tested Limited Lifetime Warranty**

OPTIONAL EQUIPMENT:

- Chromotherapy LED Lighting
- Comfort Pillow - Oval or Rectangle
- Jet Finish
 - Chrome, Polished Brass, Gold, Polished Nickel or Satin Nickel
- Bolt-On Grab Bar
 - White, Biscuit, Chrome, Polished Brass, Gold, Polished Nickel, Satin Nickel or Oil Rubbed Bronze
- 1.5 kW Inline Maintenance Heater
- Lift & Turn Waste and Overflow
 - Chrome, Polished Brass, Gold, Polished Nickel, Satin Nickel or Oil Rubbed Bronze
- Cable Drive Waste and Overflow
 - Chrome, Polished Brass, Gold, Polished Nickel, Satin Nickel, Oil Rubbed Bronze or Color Matched (Bone, White and Biscuit Only)
- 2 HP, 3-Speed Run-Dry Pump Upgrade
- Optional Pump Location
- Remote Pump Location
- Pre-leveled ABS Support Base (Tub Only)
- Hand Held Jet - Chrome or Polished Brass
- Premium Colors

All acrylic colors featured by Aquatic match the industry's leading fixture manufacturers.

Fax-On-Demand
Document # 1047



The manufacturer accepts a 1/4" variance. There are variations on each tub and specifications are subject to change as we improve upon our product as required. The dimensions needed for site preparation and structure building should be measured from the tub; Aquatic Industries, Inc. assumes no responsibility for preparatory work.

www.aquaticwhirlpools.com 800.555.5324

Free Manuals Download Website

<http://myh66.com>

<http://usermanuals.us>

<http://www.somanuals.com>

<http://www.4manuals.cc>

<http://www.manual-lib.com>

<http://www.404manual.com>

<http://www.luxmanual.com>

<http://aubethermostatmanual.com>

Golf course search by state

<http://golfingnear.com>

Email search by domain

<http://emailbydomain.com>

Auto manuals search

<http://auto.somanuals.com>

TV manuals search

<http://tv.somanuals.com>