

16-Port Fast Ethernet Switch

Provides 16 10-/100-Mbps ports.

Use this palm-sized switch for small to medium workgroups.



Customer Support Information

Order toll-free in the U.S.: Call 877-877-BBOX (outside U.S. call 724-746-5500) FREE technical support 24 hours a day, 7 days a week: Call 724-746-5500 or fax 724-746-0746 Mailing address: Black Box Corporation, 1000 Park Drive, Lawrence, PA 15055-1018 Web site: www.blackbox.com • E-mail: info@blackbox.com

Chapter 1: Specifications

1. Specifications

Buffer Memory — 1.625 MB

Certifications — FCC Class B

Filtering/Forwarding Rates — 100-Mbps port: 148,880 pps,
10-Mbps port: 14,880 pps

MAC Address — 4 K

Standards — IEEE 802.3 10BASE-T, IEEE 802.3u 100BASE-TX,
IEEE 802.3x flow control

Transmission Media — 10BASE-T CAT3, 4, 5 UTP/STP, 100BASE-TX CAT5 UTP/STP

Transmission Method — Store-and-Forward

Connectors — (16) RJ-45

Indicators — (1) Power LED, (16) LINK/ACT LEDs

Temperature Tolerance — Operating: 32 to 104° F (0 to 40° C);
Storage: -4 to 194° F (-20 to +90° C)

Relative Humidity — 10 to 90%, non-condensing

Power — 5–12 VDC power supply,
Consumption: 10 watts (max.)

Size — 1.4"H x 3.1"W x 5.2"D (3.5 x 8 x 13 cm)

Weight — 0.86 lb. (0.39 kg)

2. Overview

2.1 Introduction

The 16-Port Fast Ethernet Switch provides 16 10-/100-Mbps ports. Use this palm-sized switch to add devices to small- or medium-sized workgroups. Install it where space is limited to upgrade network capacity.

2.2 Features

- Autonegotiates 10-/100-Mbps speed and networking configurations.
- Palm-sized switch includes a plastic case.
- Autodetects full- and half-duplex modes for any port.
- Dedicated full-duplex 200-Mbps bandwidth.
- Uses store-and-forward switching methods.
- Conforms to IEEE 802.3x standard flow control for full-duplex and backpressure flow control for half-duplex.
- Features non-blocking and non-head-of-line blocking full-wire-speed forwarding.
- Supports Auto MDI/MDI-X functions for any port.
- Smart plug-and-play.

2.3 What's Included

Your package should include the following items. If anything is missing or damaged, contact Black Box Technical Support at 724-746-5500 or info@blackbox.com.

- 16-Port Fast Ethernet Switch (LB016A)
- 5-VDC power adapter
- This user's manual

2.4 Hardware Description

Figures 2-1, 2-2, and 2-3 show the front, back, and side panels of the switch. Table 2-1 describes its components.

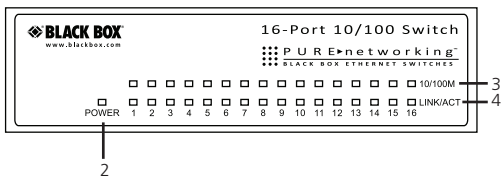


Figure 2-1. Front panel of the LB016A switch.

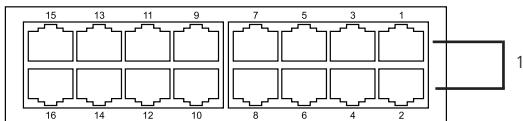


Figure 2-2. Back panel of the LB016A switch.

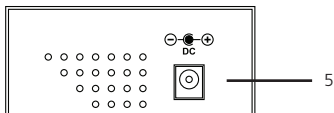


Figure 2-3. Side panel of the LB016A switch.

Table 2-1. LB016A switch components.

Number	Component	Description
1	(16) RJ-45 connectors	Link to 10/100BASE-T devices
2	(1) Power LED	Lights when power to the unit is on.
3	(5) Link/Act LEDs	On when a connection is present
		Off when there is no connection.
		Flashing when data is present.
4	10/100M	On for 100M.
		Off for 10M.
5	(1) power connector	Connects to the 5-VDC external power supply.

3. Typical Applications

Connect PCs, servers, and other network devices to the switch. The switch provides automatic MDI-MDI-X crossover detection for any port, making it easy to uplink to another switch without using crossover cable.

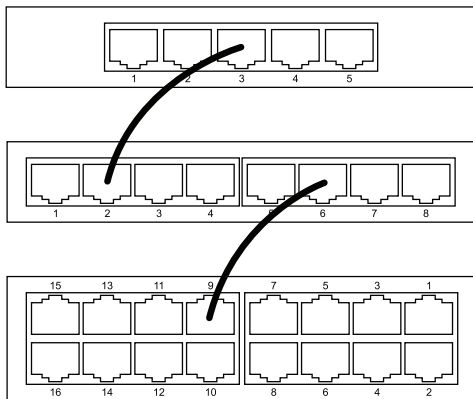


Figure 3-1. Rear panel connections.

FCC and IC RFI Statements

FEDERAL COMMUNICATIONS COMMISSION
and INDUSTRY CANADA
RADIO FREQUENCY INTERFERENCE STATEMENTS

Class B Digital Device. This equipment has been tested and found to comply with the limits for a Class B computing device pursuant to Part 15 of the FCC Rules. These limits are designed to provide reasonable protection against harmful interference in a residential installation. However, there is no guarantee that interference will not occur in a particular installation. This equipment generates, uses, and can radiate radio frequency energy, and, if not installed and used in accordance with the instructions, may cause harmful interference to radio communications. If this equipment does cause harmful interference to radio or telephone reception, which can be determined by turning the equipment off and on, the user is encouraged to try to correct the interference by one of the following measures:

- Reorient or relocate the receiving antenna.
- Increase the separation between the equipment and receiver.
- Connect the equipment into an outlet on a circuit different from that to which the receiver is connected.
- Consult an experienced radio/TV technician for help.

CAUTION: Changes or modifications not expressly approved by the party responsible for compliance could void the user's authority to operate the equipment.

To meet FCC requirements, shielded cables and power cords are required to connect this device to a personal computer or other Class B certified device.

This digital apparatus does not exceed the Class B limits for radio noise emission from digital apparatus set out in the Radio Interference Regulation of Industry Canada.

Le présent appareil numérique n'émet pas de bruits radioélectriques dépassant les limites applicables aux appareils numériques de classe B prescrites dans le Règlement sur le brouillage radioélectrique publié par Industrie Canada.

16-Port Fast Ethernet Switch



© Copyright 2012. Black Box Corporation. All rights reserved. Black Box® and the Double Diamond logo are registered trademarks of BB Technologies, Inc. Any third-party trademarks appearing in this manual are acknowledged to be the property of their respective owners.

LB016A, version 1

**FREE! Live, 24/7 Tech Support is just 30 seconds away.
724-746-5500 | blackbox.com**

Free Manuals Download Website

<http://myh66.com>

<http://usermanuals.us>

<http://www.somanuals.com>

<http://www.4manuals.cc>

<http://www.manual-lib.com>

<http://www.404manual.com>

<http://www.luxmanual.com>

<http://aubethermostatmanual.com>

Golf course search by state

<http://golfingnear.com>

Email search by domain

<http://emailbydomain.com>

Auto manuals search

<http://auto.somanuals.com>

TV manuals search

<http://tv.somanuals.com>