



Universal ROCK BAND™ HIT KIT  
for XBOX 360®, PS2® + PS3®

Model: BHK1100

### INSTRUCTION MANUAL

Thank you for purchasing this Blockhead BHK1100 HIT KIT. We hope you enjoy it. For your personal safety and for the safety of others, please carefully read this instruction manual as well as the instruction manuals that came with your game consoles and games.

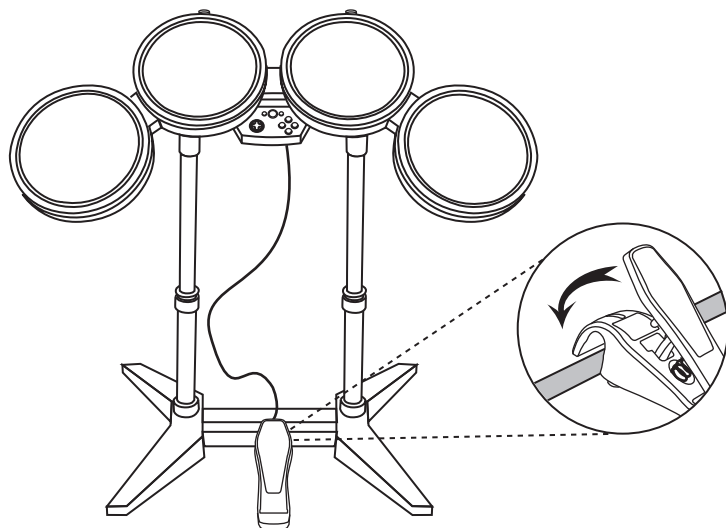
#### USING THE HIT KIT

Please read the following precautions before using this products.

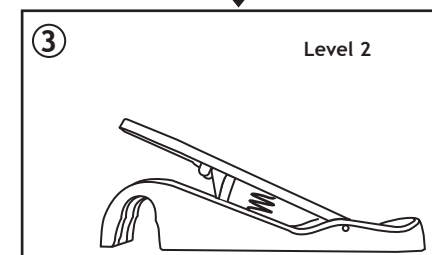
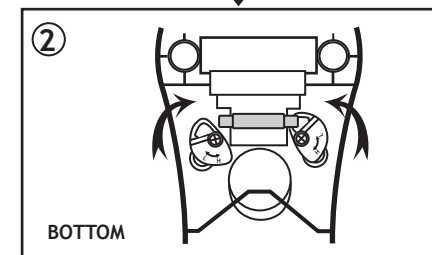
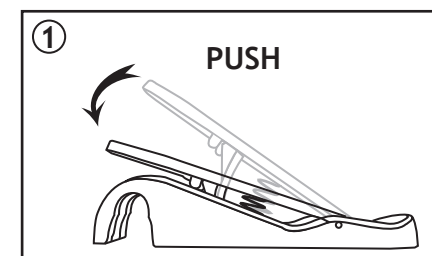
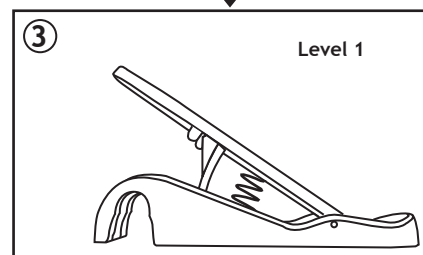
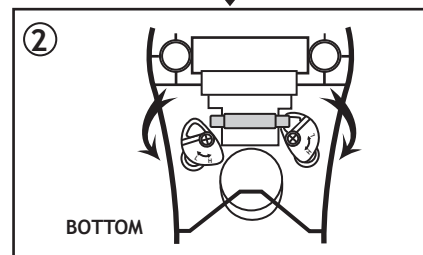
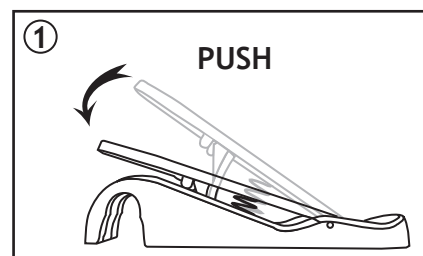
For Use with original Rock Band™ Drums

Adjustable Drum Pedal

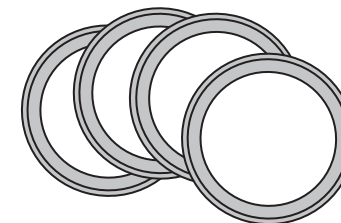
- 2 Adjustable Levels for More Comfortable Game Play.



1

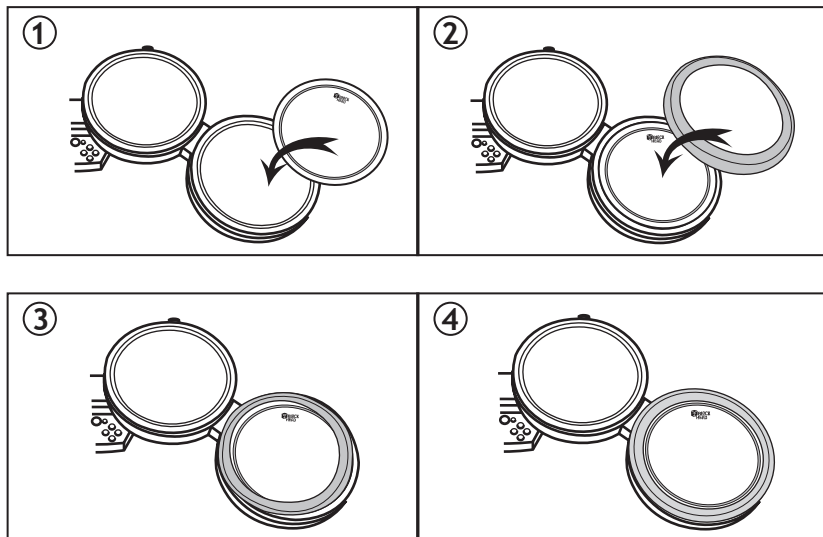


Sound Dampening Drum Pad Covers (4 sets)



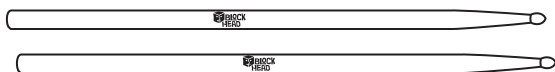
2

**Note:** To easily apply Drum Pad Cover to Drum Set, make sure to SNAP-ON the plastic ring that goes on top of the drum pad cover. This plastic ring should tuck and snap underneath the original Rock Band® drum pads and become securely fastened. For best results, use 2 hands to apply.



#### Drumsticks (2pcs)

- A perfect alternative or replacement set to the original.



### WARRANTY AND TECHNICAL SUPPORT

Every Blockhead branded product comes with a 90 day warranty (U.S. Only). Blockhead will replace, repair or refund any defective products or components at no charge to you within 90 days of the purchase date. This warranty does not apply if the Blockhead branded product has been damaged by misuse, neglect, or reasons unrelated to defective materials or assembly. Blockhead is not responsible or liable for loss of data or loss of equipment use. You must retain a copy of your original receipt for warranty support.

For support on Blockhead products, contact us by visiting [www.blockheadgaming.com](http://www.blockheadgaming.com) or call us at 727-431-0650.

For general questions, comments, information or recipes, email us at [info@blockheadgaming.com](mailto:info@blockheadgaming.com).

### FCC INFORMATION

This equipment has been tested and found to comply with the limits for a class B digital device, pursuant to part 15 of the FCC rules. These limits are designed to provide reasonable protection against harmful interference in a residential installation. This equipment generates, uses, and can radiate radio frequency energy and, if not installed and used in accordance with the instructions, may cause harmful interference to radio communications. However, there is no guarantee that interference will not occur in a particular installation. If this equipment does cause harmful interference to radio or television reception, which can be determined by turning the equipment off and on, the user is encouraged to try to correct the interference by one or more of the following measures:

- Reorient or relocate the receiving antenna.
- Increase the separation between the equipment and the receiver.
- Connect the equipment into an outlet on a circuit different from that to which the receiver is connected.
- Consult the dealer or an experienced radio/TV technician for help.

**Note:** Changes or modifications not expressly approved by the party responsible for compliance could void the user's authority to operate equipment.

## Free Manuals Download Website

<http://myh66.com>

<http://usermanuals.us>

<http://www.somanuals.com>

<http://www.4manuals.cc>

<http://www.manual-lib.com>

<http://www.404manual.com>

<http://www.luxmanual.com>

<http://aubethermostatmanual.com>

Golf course search by state

<http://golfingnear.com>

Email search by domain

<http://emailbydomain.com>

Auto manuals search

<http://auto.somanuals.com>

TV manuals search

<http://tv.somanuals.com>