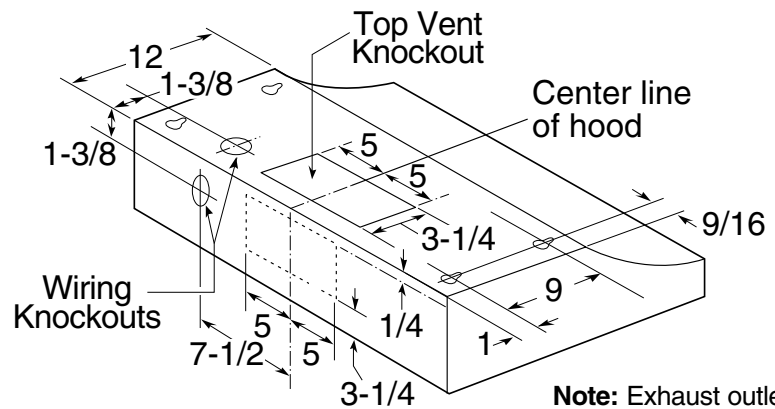
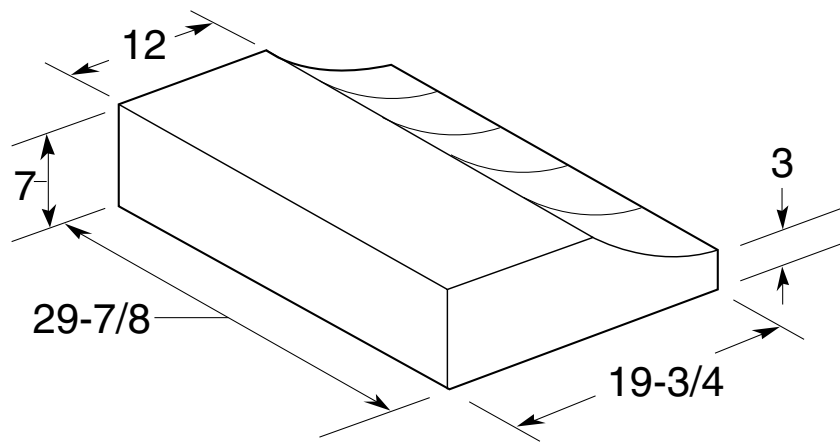




GE Appliances

## JV376VWW - GE High Performance Range Hood

Dimensions (in inches)



**Note:** Exhaust outlet connects to 3-1/4" x 10" rectangular duct. Vent top or rear. Includes rectangular damper.

KW Rating	
120V	2.5

**Installation Information:** Before installing, consult installation instructions packed with product for current dimensional data.

Specification Revised 4/00

For answers to your Monogram<sup>®</sup>, GE Profile Performance Series<sup>™</sup>, GE Profile<sup>™</sup> or GE appliance questions, call GE Answer Center<sup>®</sup> service, 800.626.2000.





## GE Appliances

### JV376VWW - GE High Performance Range Hood

#### Ductwork Requirements

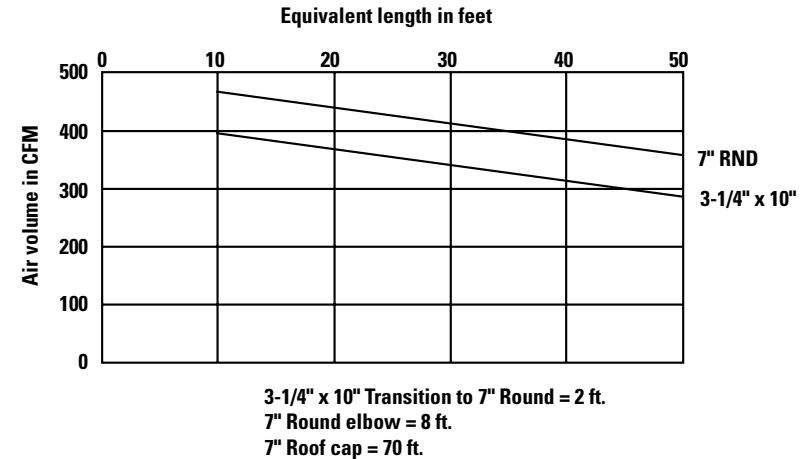
Use 3-1/4" x 10" or 7" round ducting for the best performance. The length of ductwork and number of elbows should be kept to a minimum for efficient operation.

Use caulking to seal exterior openings around the hood.

#### Static Pressure vs Duct Length Equivalent Duct Length (ft.)

Static Pressure	CFM	Rect. 3-1/4" x 10"	7" dia.	8" dia.	9" dia.
.06		4	10	19	34
.10	410	7	17	31	56
.15	400	11	25	47	83
.20	370	15	33	62	111
.25	345	18	42	78	
90° elbow		5	11	12	14
45° elbow		2-1/2	5-1/2	6	7

#### Ducting Chart



#### Venting

This hood must be vented vertically through upper cabinets or horizontally through an outside wall. Ductwork is not included.

Improper duct sizing or restrictive roof caps reduce air moving capacity and will not provide enough ventilation for an indoor electric grill.

Indoor electric grills produce more smoke than normal cooking and require at least 410 CFM to provide adequate ventilation.

Follow the guidelines for proper duct sizing in the duct charts. **NOTE:** The venting system must exhaust to the outside.

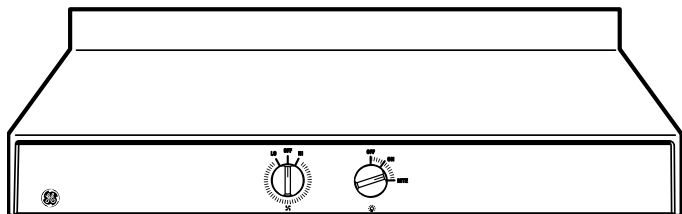




**GE Appliances**

---

## **JV376VWW - GE High Performance Range Hood**



### **Features and Benefits**

- Black-on-Black Model
- 30" High-Airflow Vented Hood
- Rotary Controls
- Vertical or Rear Exhaust (410/380 CFM)
- Variable Speed Fan Control
- Two Cooktop Lights\*
- Night Light Setting
- Sones Rating: Top Exhaust - 5.5 / Rear Exhaust - 5.5
- Rectangular Damper Included
- 3-1/4" X 10" Rectangular Duct
- JV376VWW - White on white
- JV376VBB - Black on black

\* Light Bulbs Not Included

**Specification Revised 4/00**

## Free Manuals Download Website

<http://myh66.com>

<http://usermanuals.us>

<http://www.somanuals.com>

<http://www.4manuals.cc>

<http://www.manual-lib.com>

<http://www.404manual.com>

<http://www.luxmanual.com>

<http://aubethermostatmanual.com>

Golf course search by state

<http://golfingnear.com>

Email search by domain

<http://emailbydomain.com>

Auto manuals search

<http://auto.somanuals.com>

TV manuals search

<http://tv.somanuals.com>