

# Gefen®

## DisplayPort™ Super Booster Cable

**EXT-DPSB-50**

**EXT-DPSB-75**

**EXT-DPSB-100**

**User Manual**



**[www.gefen.com](http://www.gefen.com)**

## ASKING FOR ASSISTANCE

---

### Technical Support:

Telephone (818) 772-9100  
(800) 545-6900

Fax (818) 772-9120

### Technical Support Hours:

8:00 AM to 5:00 PM Monday thru Friday Pacific Time

### Write To:

Gefen, LLC  
c/o Customer Service  
20600 Nordhoff St  
Chatsworth, CA 91311

[www.gefen.com](http://www.gefen.com)  
[support@gefen.com](mailto:support@gefen.com)

### Notice

Gefen, LLC reserves the right to make changes in the hardware, packaging and any accompanying documentation without prior written notice.

**DisplayPort™** and the DisplayPort Icon are trademarks of the Video Electronic Standards Association (VESA®), registered in the U.S. and other countries.

**DisplayPort Super Booster Cable** is a trademark of Gefen, LLC

© 2010 Gefen, LLC, All Rights Reserved.  
All trademarks are the property of their respective owners.

**Rev X3**

# CONTENTS

---

- 1 Introduction**
- 2 Operation Notes**
- 3 Features**
- 4 Panel Layout**
- 5 Connecting the DisplayPort Super Booster Cable**
- 6 Specifications**
- 7 Warranty**

# INTRODUCTION

---

Congratulations on your purchase of the DisplayPort Super Booster Cable. Your complete satisfaction is very important to us.

## **Gefen**

Gefen delivers innovative and progressive audio/video, computer and electronics add-on solutions that harness integration, extension, distribution and conversion technologies. Gefen's reliable, plug-and-play products supplement cross-platform computer systems, professional audio/video environments and HDTV systems of all sizes with hard-working solutions that are easy to implement and simple to operate.

## **The Gefen DisplayPort™ Super Booster Cable**

The DisplayPort Super Booster Cable runs between your DisplayPort video source and your HD display in order to regenerate a DisplayPort signal over long distances without signal loss.

The DisplayPort Super Booster Cables are a copper cable based DisplayPort signal extension solution with an integrated Gefen DisplayPort Super Booster -- available in lengths of 50, 75, and 100 feet. The DisplayPort Super Booster cables offer the highest resolution possible at any desired length with support for all resolutions up to and including 3840x2400. Embedded multichannel digital audio is also supported by this cable and allows for the highest possible quality A/V experience.

## **How It Works**

This plug and play installation takes mere seconds. Simply connect the smaller DisplayPort male cable end to your DisplayPort source and the larger DisplayPort Super Booster female end to the display's cable or a small mating cable. A vibrant, beautiful HD picture emerges on the display. That's all there is to it.

## OPERATION NOTES

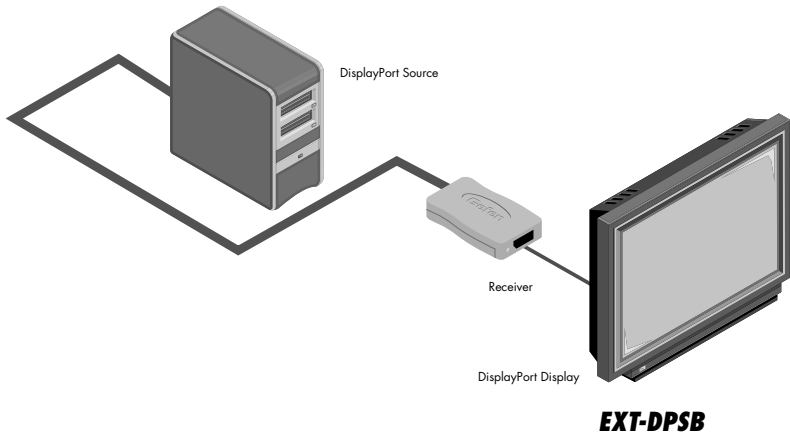
---

### READ THESE NOTES BEFORE INSTALLING OR OPERATING THE DISPLAYPORT SUPER BOOSTER CABLE

- In normal scenarios, the source supplies enough current to power the cable. If the necessary power is not present, the included 5V DC power supply may be used. Please see page 5 for more information.
- The DisplayPort Super Booster Cable must be connected as instructed on page 5. The metal booster head (with female connector) should be located on the display side. The DisplayPort cable that connects the display to the unit should not exceed 15 feet to avoid signal degradation.
- The DisplayPort Super Booster Cable is HDCP Compliant and also supports 128-bit DisplayPort Content Protection (DPCP).



### DISPLAYPORT CABLE



# FEATURES

---

## Features

- Transmits very large amounts of audio/visual content such as computer graphics generated on large video displays at high refresh rates. Ideal for presentations and advanced studio graphics.
- Supports video resolutions of up to 3840x2400 and up to 8 channels of high-quality embedded digital audio -- all in one compact cable.
- Compact and flat self-locking connectors are easy to grip and secure when connected -- ideal for use with laptops, projectors and computers.
- Sturdy copper-based cable with built-in integrated DisplayPort Super Booster and gold-grade contacts for optimal connections and long product life.

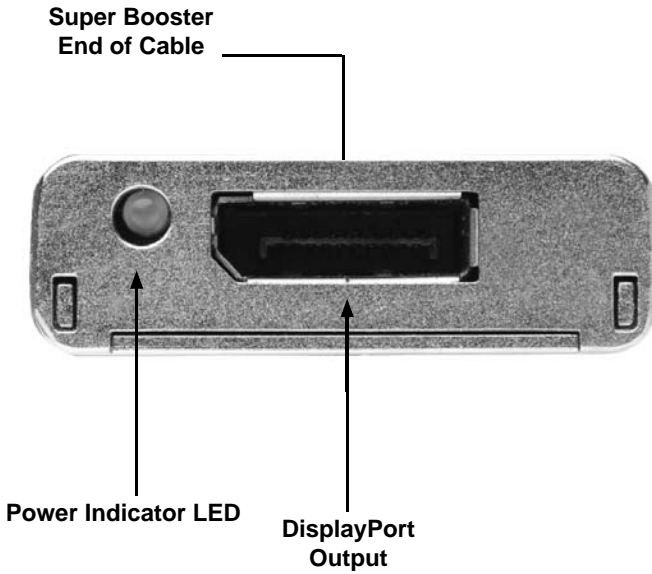
## Package Includes

- (1) DisplayPort Super Booster Cable (M-F)
- (1) 5V DC Power Supply
- (1) User's Manual


## PANEL LAYOUT

---

### *Female Side*



### *Male Side*




# CONNECTING THE DISPLAYPORT SUPER BOOSTER CABLE

## How to Connect the DisplayPort Super Booster Cable

1. Connect the DisplayPort Super Booster Cable's male end to the DisplayPort source. The male end has no lights or adjustment controls on it and is considerably smaller than the larger female end.
2. Connect the HD display to the large female end of the DisplayPort Super Booster Cable using a short user-supplied DisplayPort cable. The female end of the DisplayPort Super Booster has the LED Power Indicator plainly visible on one side of the female DisplayPort connector.
3. Should it be necessary (see NOTE below), plug the power supply into the female end of the DisplayPort Super Booster Cable.
4. The Power Indicator LED will glow GREEN when a good link is established back to the DisplayPort source and RED when the connection to the source is interrupted or not present.

**NOTE:** In normal scenarios, the AV source device powers the cable. If sufficient power is not present, the Power Indicator LED will be OFF. In this situation the included 5V DC power supply can be connected to the Super Booster end of the cable (please see diagram below) to provide power.

### *Female Side (Rear)*



**Rear of Female Side Showing 5V Power Jack  
for the included Power Supply**



## SPECIFICATIONS

---

Max. Video Data Transfer Rate: ..... 4 x 2.7 Gbps / 8.64 Gbps  
Maximum Video Resolution: .....3840x2400  
Video Signal Swing: .....0.8 Vpp  
AUX Signal: .....1.2Vpp diff  
DisplayPort Input Connector: .....20-pin male  
DisplayPort Output Connector: .....20-pin female  
Power Supply: .....5V DC / dual sources  
Power Consumption: .....self-powered (from source device)  
Power Consumption .....1.5W when using included AC adaptor  
Dimensions (Cable).....0.5" dia. x 50, 75, or 100 ft length  
Cable Construction: .....24 AWG / AWM Style 20276  
Dimensions (Female Booster End) .....1.6" W x 0.5" H x 2.4" D  
Dimensions (Male end) .....0.9" W x 0.7" H x 1.8" D  
Shipping Weight.....4, 5, or 8 lbs. (for the 50, 75, or 100ft lengths)  
Certifications & Compliances: ..... as follows:

- Compliant to DisplayPort Standards 1.0 and 1.1
- Passes UL vertical flame test (VW-1) (highest rating under UL 1441)
- Max. Operating Temperature: 80 degrees C
- 40-bit HDCP in addition to the freely-licensed 128-bit DisplayPort Content Protection (DPCP) protocol.

## WARRANTY

---

Gefen warrants the equipment it manufactures to be free from defects in material and workmanship.

If equipment fails because of such defects and Gefen is notified within two (2) years from the date of shipment, Gefen will, at its option, repair or replace the equipment, provided that the equipment has not been subjected to mechanical, electrical, or other abuse or modifications. Equipment that fails under conditions other than those covered will be repaired at the current price of parts and labor in effect at the time of repair. Such repairs are warranted for ninety (90) days from the day of reshipment to the Buyer.

This warranty is in lieu of all other warranties expressed or implied, including without limitation, any implied warranty or merchantability or fitness for any particular purpose, all of which are expressly disclaimed.

1. Proof of sale may be required in order to claim warranty.
2. Customers outside the US are responsible for shipping charges to and from Gefen.
3. Copper cables are limited to a 30 day warranty and cables must be in their original condition.

The information in this manual has been carefully checked and is believed to be accurate. However, Gefen assumes no responsibility for any inaccuracies that may be contained in this manual. In no event will Gefen be liable for direct, indirect, special, incidental, or consequential damages resulting from any defect or omission in this manual, even if advised of the possibility of such damages. The technical information contained herein regarding the features and specifications is subject to change without notice.

For the latest warranty coverage information, please visit Gefen's Warranty web page at <http://www.gefen.com/kvm/aboutus/warranty.jsp>

## PRODUCT REGISTRATION

**Please register your product online by visiting Gefen's web site at <http://www.gefen.com/kvm/Registry/Registration.jsp>**



**20600 Nordhoff St., Chatsworth CA 91311**  
**1-800-545-6900 818-772-9100 fax: 818-772-9120**  
**www.gefen.com support@gefen.com**



## Free Manuals Download Website

<http://myh66.com>

<http://usermanuals.us>

<http://www.somanuals.com>

<http://www.4manuals.cc>

<http://www.manual-lib.com>

<http://www.404manual.com>

<http://www.luxmanual.com>

<http://aubethermostatmanual.com>

Golf course search by state

<http://golfingnear.com>

Email search by domain

<http://emailbydomain.com>

Auto manuals search

<http://auto.somanuals.com>

TV manuals search

<http://tv.somanuals.com>