


Ikelite Digital Housing

supplemental instructions

for

#6250.60 Fuji F60fd ULTRACompact Digital Housing



Initial Camera Setup

1. Set Mode Dial to A/S
2. Set Shooting Mode to "A" Aperture Priority.
3. Set Flash to Forced Flash (lightning bolt).
4. Set White Balance to "Auto".
5. Set Image Display to 3 seconds.

NOTE: If over-exposure occurs, back away from the subject and then zoom in as necessary. This will also cause an increase in shutter speed and a smaller aperture setting.

Ikelite W-20 Wide-Angle Conversion Lens #6420.46

Your new Ikelite housing features a 46mm threaded port for attachment of external 46mm accessory wet lenses. An external wide angle conversion lens increases angle of coverage so you can get much closer to your subject while still fitting everything in the frame. Directly attach to the lens port, the Ikelite W-20 Wide-Angle Conversion Lens #6420.46 (**recommended**), or other wide-angle lenses with an Ikelite accessory port adapter. Use for increased angle of coverage, color, and clarity in any conditions.

#9306.81 67mm Threaded Adaptor

Allows attaching Ikelite #6420 W-20, Epoque, and Type II Inon screw-on lenses with 67mm threads. Includes larger size removable flash deflector.

#9306.80 Bayonet Mount Adaptor

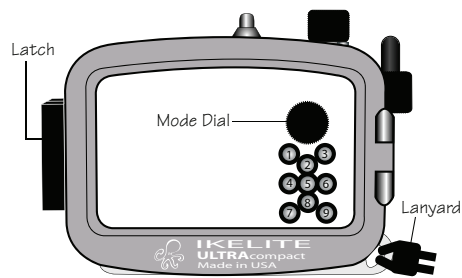
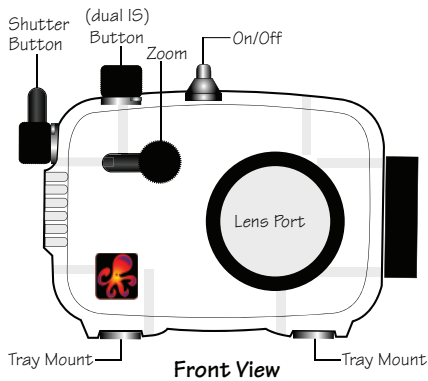
Allows attaching of the Inon UWL-105AD and UWL-100-28AD bayonet style lenses. Includes larger size removable flash deflector. Slight vignetting can occur at widest angle settings with the UWL-105AD, while no vignetting occurs with the UWL-100-28AD. Zoom in or crop the image to eliminate any vignetting.

2

Accessory Lens Note:

Slight vignetting may occur at widest angle camera lens setting with some accessory lenses. Zoom in slightly to eliminate, or crop the image in post-processing.

Housing Controls



- | | | |
|----------------|--------------|-----------------|
| [1] Playback | [4] Macro | [7] Display |
| [2] +/- | [5] Menu /OK | [8] Self-Timer |
| [3] Photo Mode | [6] Flash | [9] Face Detect |

Back View

3

AF35 Strobe Package #4035

The AutoFlash AF35 kit is a great compliment, and an effortless, affordable way to add a flash to your new Ikelite point-and-shoot camera system. Everything you need to get started is in the box. Just attach it to the bottom of your housing and start taking pictures!

AF35 AutoFlash kit includes:

- AF35 strobe
- Flex arm
- AutoFlash sensor
- Handle with rubber grip
- Tray (single or dual)
- Mounting hardware



Strobe Compatibility Note:

The DS-200 Substrobe is NOT compatible with this camera system. Compatible strobes include the AF35, DS-51, DS-125, and DS-160.

Go to www.ikelite.com for complete strobe and accessory info.

Ikelite Underwater Systems
50 W 33rd Street
Indianapolis, IN 46208 USA

When returning products send "attn. Repair Dept."

"general questions" e-mail: ikelite@ikelite.com
www.ikelite.com
317-923-4523

ULTRACompact Supplemental 6250.60-01-1108

Free Manuals Download Website

<http://myh66.com>

<http://usermanuals.us>

<http://www.somanuals.com>

<http://www.4manuals.cc>

<http://www.manual-lib.com>

<http://www.404manual.com>

<http://www.luxmanual.com>

<http://aubethermostatmanual.com>

Golf course search by state

<http://golfingnear.com>

Email search by domain

<http://emailbydomain.com>

Auto manuals search

<http://auto.somanuals.com>

TV manuals search

<http://tv.somanuals.com>